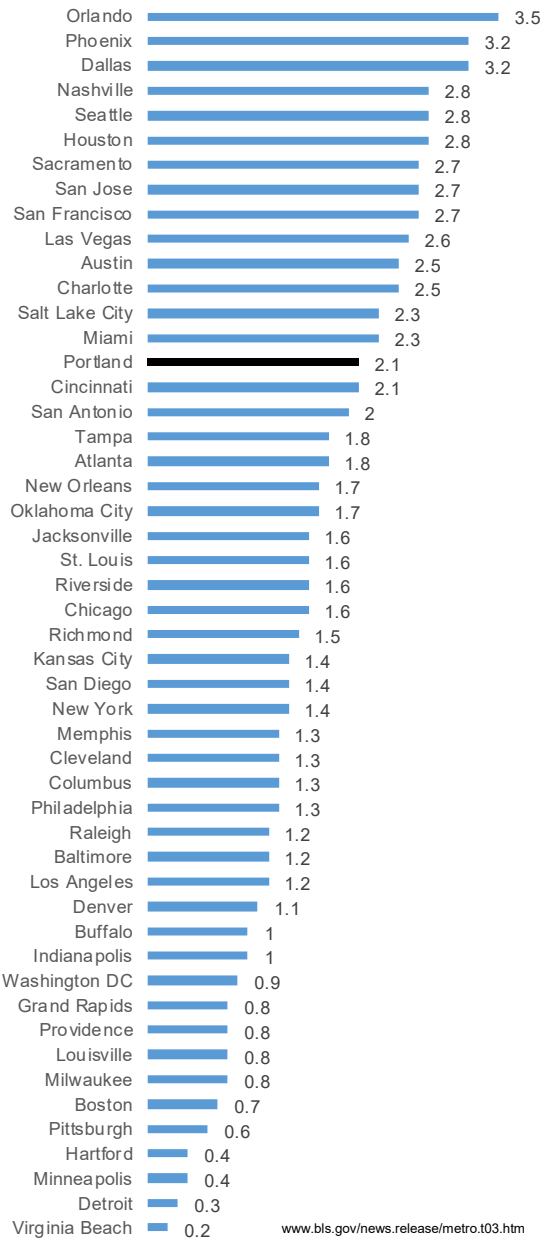


Employment Growth Percentage

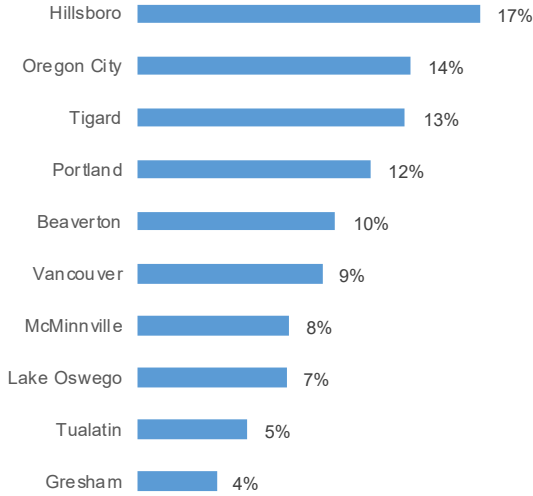
April 2018 to April 2019 - 50 U.S. Metros



www.bls.gov/news.release/metro.t03.htm

Population Growth 2010 to 2018

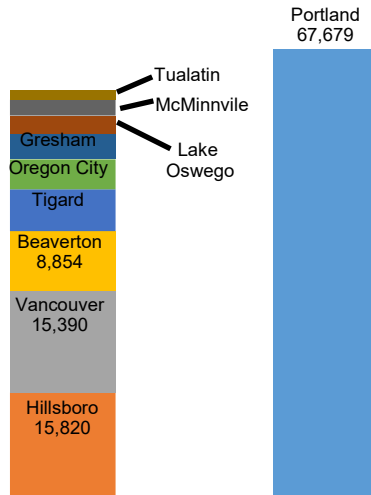
Portland Area Cities



factfinder.census.gov/bkkm/table/1.0/en/PEP/2018/PEPANNRES/0400000US41.16200

Population Growth 2010 to 2018

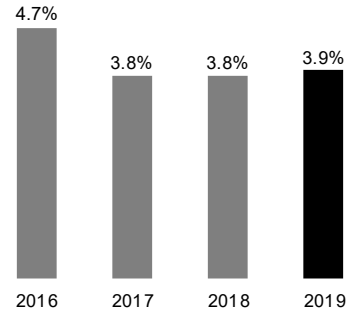
Portland Area Cities



EMPLOYMENT TRENDS

April Unemployment Rate

Portland Metro - Seasonally adjusted



Employment Growth

Portland Metro

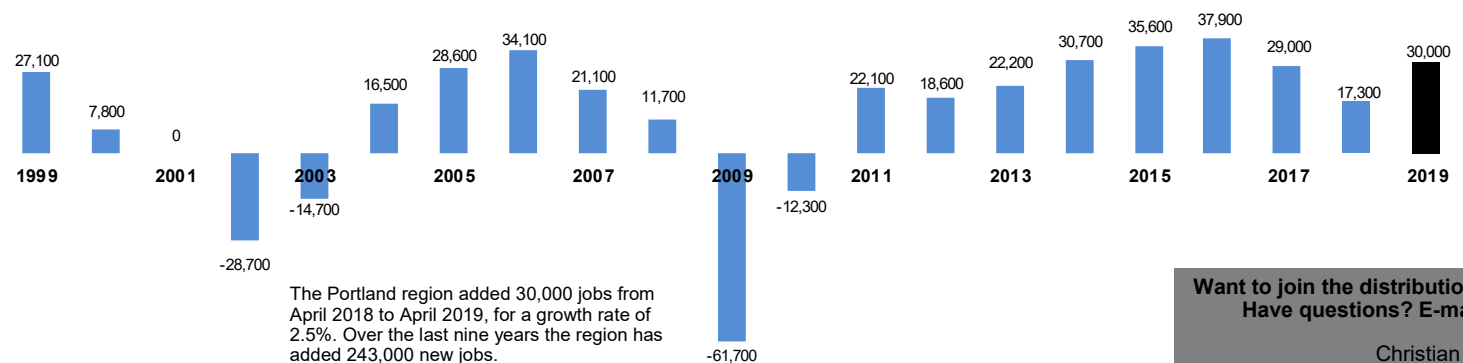
April 2019 1,219,600
Growth +30,000 (+2.5%)
Year-over-year

Industry Growth

Portland Metro - April
Year-over-year growth (percentage)

Transportation & Warehousing	+4,300 (+11.2%)
Construction	+4,100 (+5.9%)
Manufacturing	+4,400 (+3.5%)
Healthcare & Social Assistance	+4,500 (+3.0%)
Professional & Business Services	+5,300 (+2.9%)
Leisure & Hospitality	+2,200 (+1.8%)
Financial Activities	+300 (+0.4%)
Information	+0 (+0.0%)

Portland Metro Employment Growth Year-over-year April to April



Want to join the distribution list? Have questions? E-mail me!

Christian Kaylor
Christian.R.Kaylor@oregon.gov