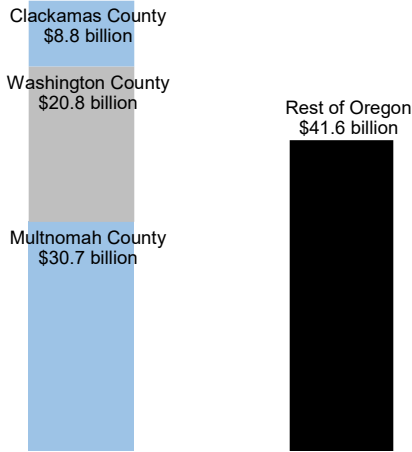
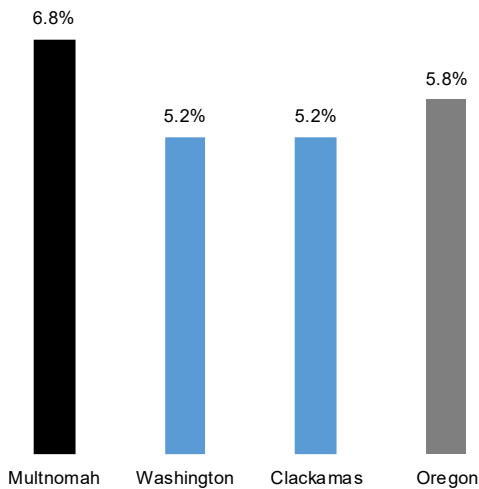


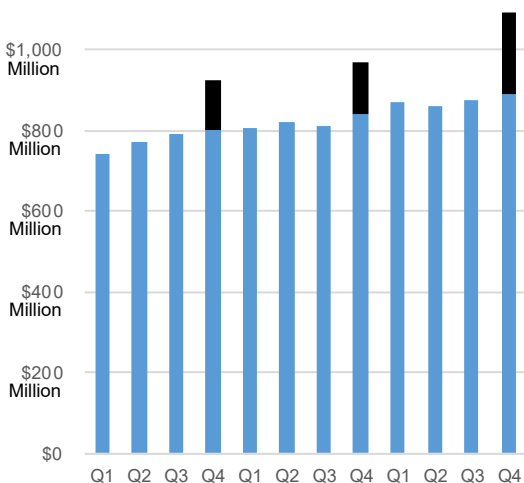
**Payroll by County**  
2018



**Payroll Growth by County**  
2017 to 2018



**Professional & Technical Services**  
Quarterly Payroll - Multnomah County - 2016 to 2018



**Employment Payroll**

This month, payroll tax data for 2018 was released showing strong economic growth in Portland.

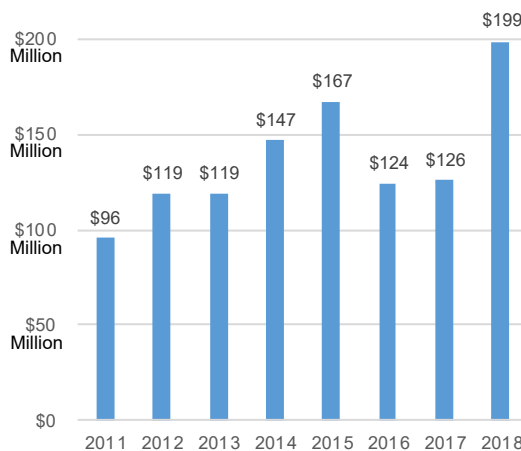
Multnomah County's payroll for 2018 was \$30.7 billion. That's 30 percent of Oregon's total payroll. Clackamas and Washington counties combined for another 30 percent.

Multnomah county enjoyed job growth of 1.8 percent in 2018. However, total payroll grew three times faster at an impressive 6.8 percent. This led to an increase in average wages per job of 4.9 percent, the largest increase in at least ten years.

The Professional and Technical Services industry represents 12 percent of Multnomah County payroll at \$3.7 billion. This includes: law firms, accounting firms, engineering firms, computer systems design, and various consulting firms. The average wage in this sector was \$92,041 in 2018.

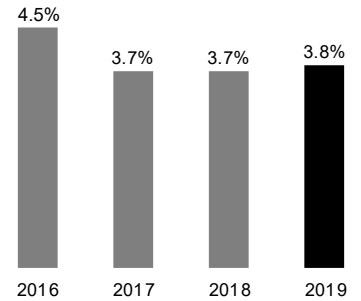
The Professional and Technical Services industry sees a surge in payroll every 4th quarter. For 2018 the swell in payroll was an impressive \$199 million. This suggests the industry had a strong year, returning much of their profits as bonuses and dividends back to their employees at record high levels.

**Professional & Technical Services**  
4th Quarter Surge in Payroll - 2011 to 2018



**EMPLOYMENT TRENDS**

**March  
Unemployment Rate**  
Portland Metro - Seasonally adjusted



**Employment Growth**  
Portland Metro

<b>March 2019</b>	<b>1,209,000</b>
Growth Year-over-year	+21,800 (+1.8%)

**Industry Growth**

Portland Metro - March  
Year-over-year growth (percentage)

Transportation & Warehousing	+2,700 (+7.3%)
Construction	+2,800 (+4.0%)
Manufacturing	+4,500 (+3.6%)
Healthcare & Social Assistance	+5,300 (+3.5%)
Leisure & Hospitality	+2,500 (+2.1%)
Financial Activities	+600 (+0.8%)
Professional & Business Services	-1,200 (-0.7%)
Information	-200 (-0.8%)

**Want to join the distribution list?**

**Have questions?**

**E-mail me!**

Christian Kaylor  
Christian.R.Kaylor@oregon.gov