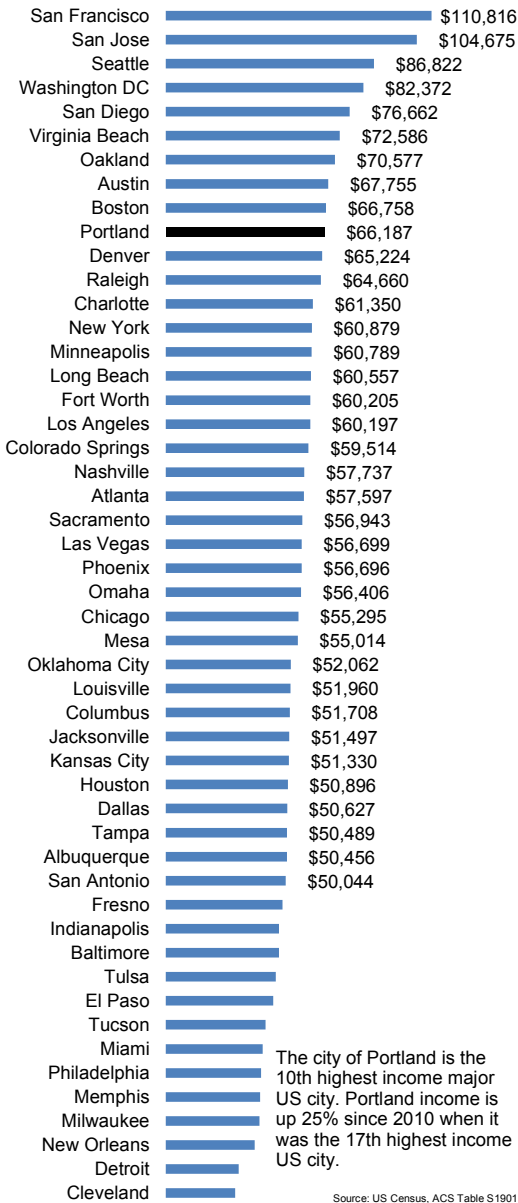


**Median Household Income**

50 U.S. Cities - 2017

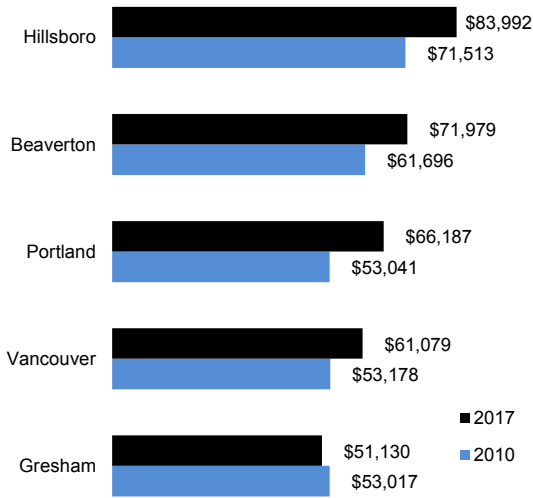


The city of Portland is the 10th highest income major US city. Portland income is up 25% since 2010 when it was the 17th highest income US city.

Source: US Census, ACS Table S1901

**Median Household Income**

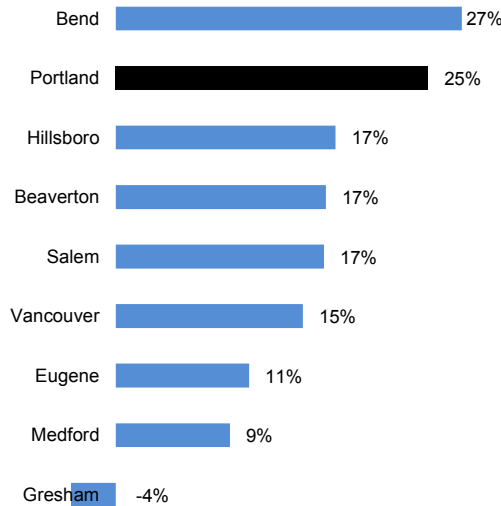
2017 & 2010 (inflation adjusted)



Portland incomes grew by 25% since 2010. But Hillsboro and Beaverton both enjoy higher household incomes.

**Median Household Income Growth**

2010 to 2017 (inflation adjusted)

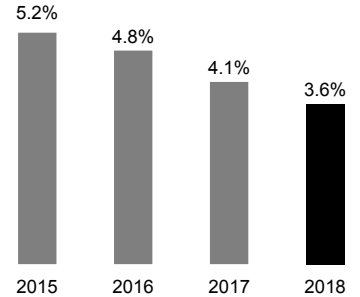


Looking at cities around Oregon, Portland enjoyed faster income growth than most, with the exception of Bend.

**EMPLOYMENT TRENDS**

**August Unemployment Rate**

Portland Metro - Seasonally adjusted



**Employment Growth**

Portland Metro

August 2018 1,210,200

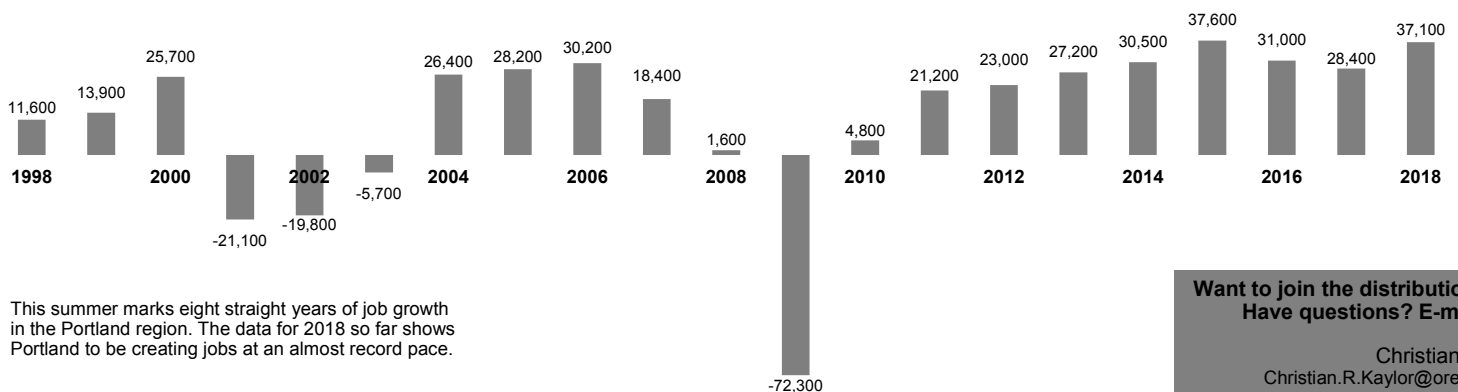
Growth +37,100 (+3.2%)  
Year-over-year

**Industry Growth**

Portland Metro - August  
Year-over-year growth (percentage)

Construction	+10,100 (+14.4%)
Healthcare & Social Assistance	+10,800 (+7.7%)
Manufacturing	+6,000 (+4.8%)
Leisure & Hospitality	+4,800 (+3.8%)
Professional & Business Services	+5,700 (+3.1%)
Transportation & Warehousing	+500 (+1.4%)
Information	+400 (+1.6%)
Financial Activities	+900 (+1.3%)

**Portland Metro Employment Growth** Year-over-year 1998 to 2018



This summer marks eight straight years of job growth in the Portland region. The data for 2018 so far shows Portland to be creating jobs at an almost record pace.

Want to join the distribution list?  
Have questions? E-mail me!

Christian Kaylor  
Christian.R.Kaylor@oregon.gov