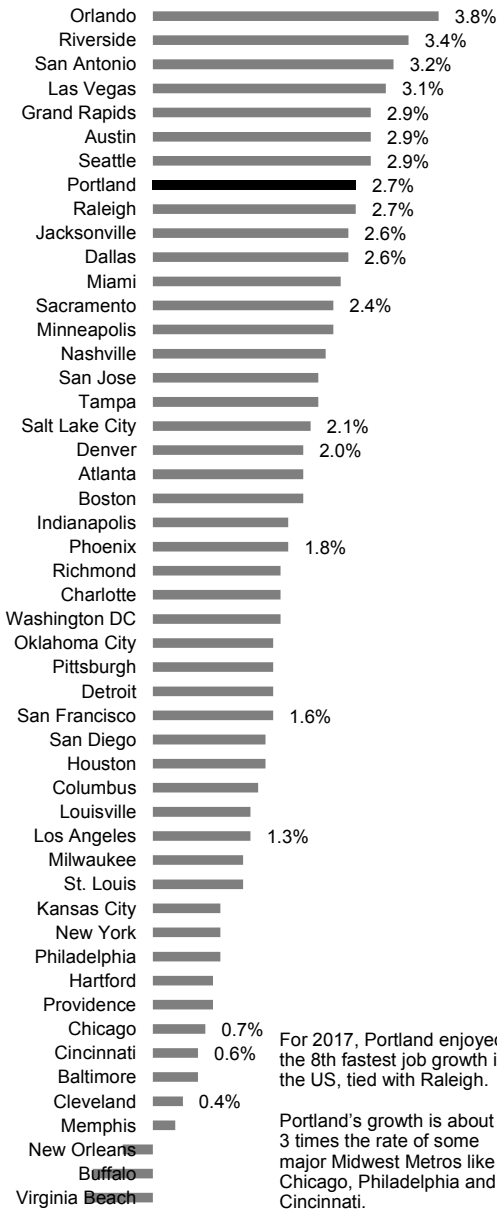


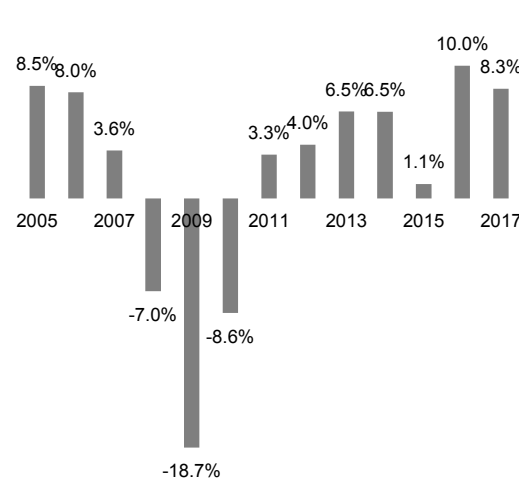
Job Growth by US Metro
December 2016 to December 2017



For 2017, Portland enjoyed the 8th fastest job growth in the US, tied with Raleigh.

Portland's growth is about 3 times the rate of some major Midwest Metros like Chicago, Philadelphia and Cincinnati.

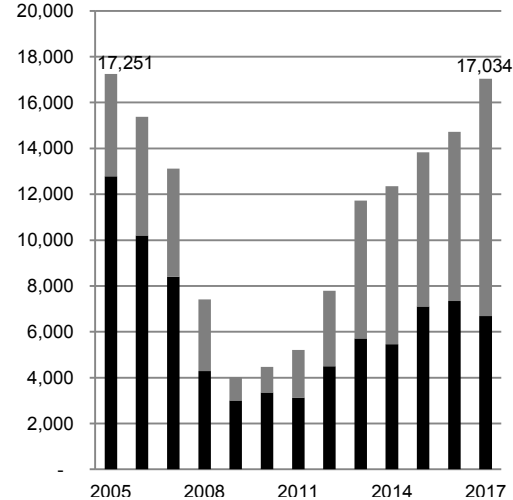
Construction Employment Growth
Portland Metro Region - 2005 to 2017



Construction employment has been the driver for job growth the last two years. From 2007 to 2010 the industry lost about 30% of all jobs.

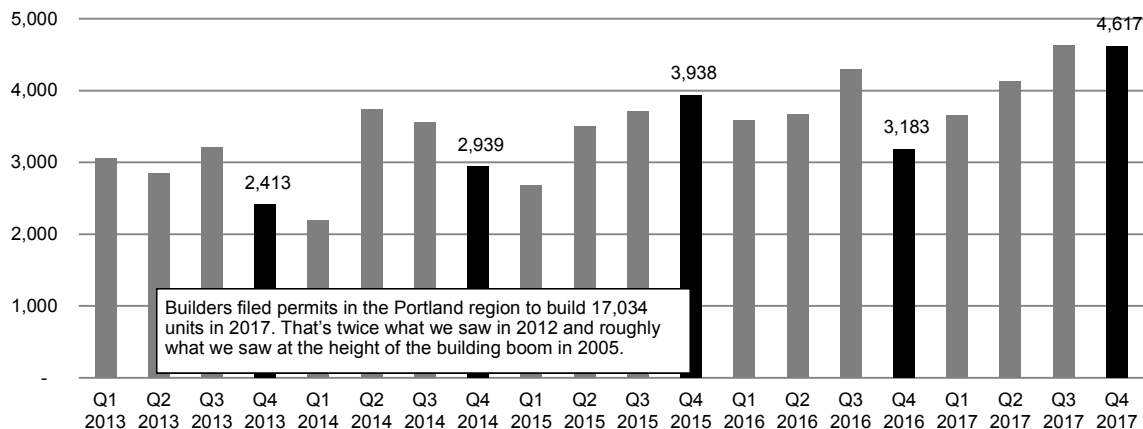
Residential Building Permits

Portland Metro Region - Single Family and Multi Family



Builders filed permits in the Portland region to build 17,034 units in 2017. The majority of the growth in the building recovery has been in multi family structures.

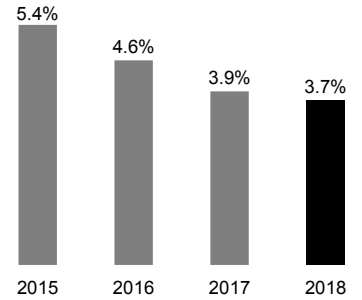
Residential Building Permits - Portland Metro - Quarterly 2013 to Current



Builders filed permits in the Portland region to build 17,034 units in 2017. That's twice what we saw in 2012 and roughly what we saw at the height of the building boom in 2005.

EMPLOYMENT TRENDS

January Unemployment Rate
Portland Metro - Seasonally adjusted



Employment Growth
Portland Metro

Jan 2018	1,168,400
Growth	+30,600 (+2.7%)
Year-over-year	

Industry Growth
Portland Metro - January
Year-over-year growth (percentage)

Healthcare & Social Assistance	+14,000 (+10.2%)
Construction	+4,700 (+7.7%)
Leisure & Hospitality	+4,300 (+3.7%)
Financial Activities	+2,300 (+3.3%)
Manufacturing	+2,900 (+2.4%)
Transportation & Warehousing	+200 (+0.5%)
Professional & Business Services	-400 (-0.2%)
Information	-500 (-2.0%)

Want to join the distribution list?
Have questions? E-mail me!

Christian Kaylor
Christian.R.Kaylor@oregon.gov