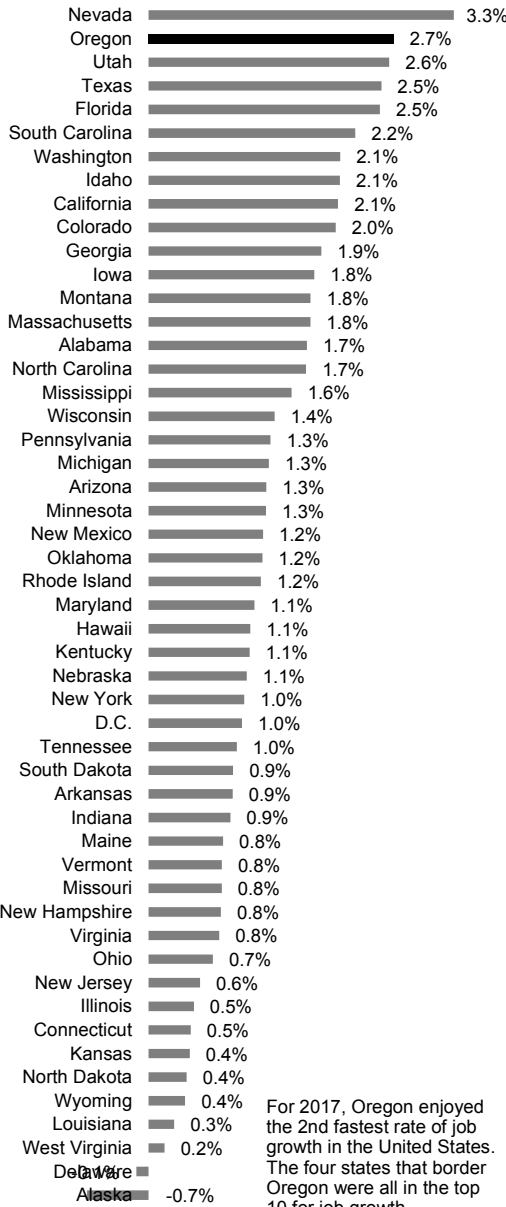


Job Growth by US State


December 2016 to December 2017



For 2017, Oregon enjoyed the 2nd fastest rate of job growth in the United States. The four states that border Oregon were all in the top 10 for job growth.

Employment Growth by County

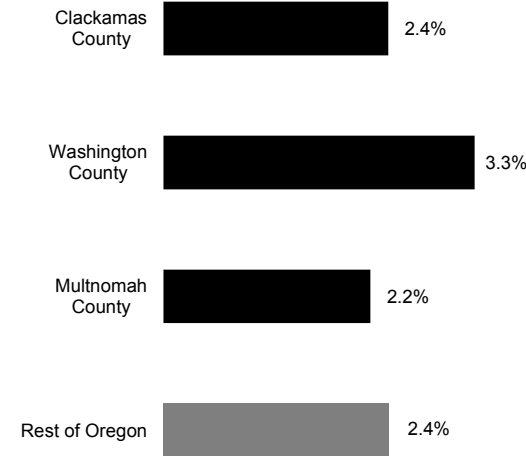
December 2016 to December 2017



24,700 new jobs were created in the three largest counties in the Portland region (excluding Washington). More than the rest of Oregon combined.

Employment Growth by County

December 2016 to December 2017

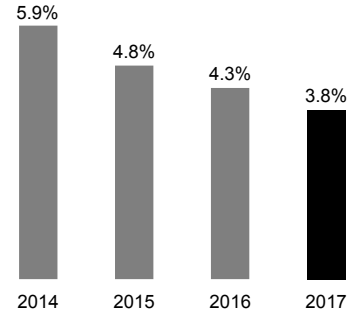


On a percentage basis, employment growth in the Portland area has been comparable to the rest of Oregon.

EMPLOYMENT TRENDS

December Unemployment Rate

Portland Metro - Seasonally adjusted



Employment Growth

Portland Metro

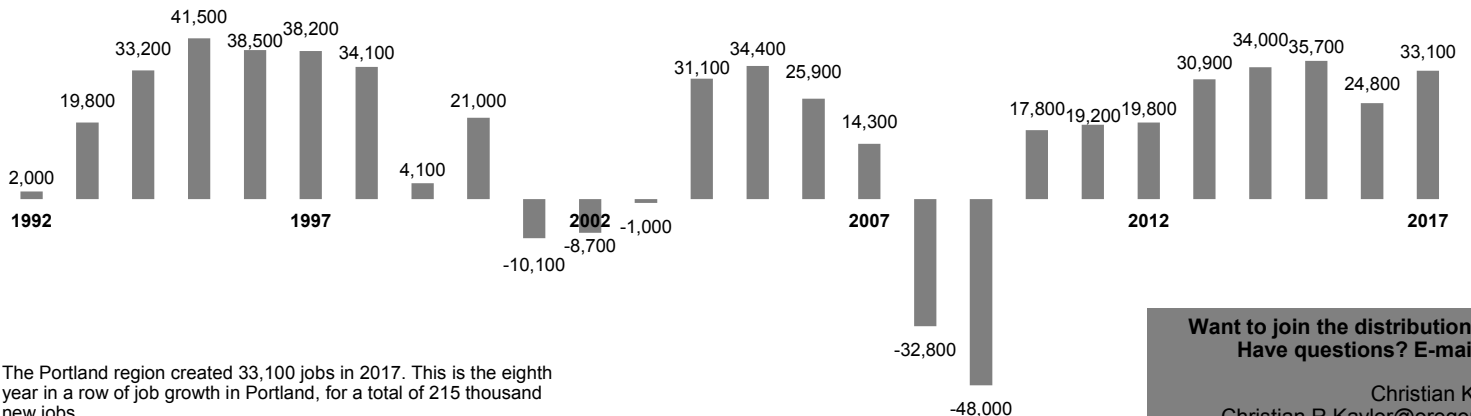
Dec 2017 **1,194,700**
Growth +33,100 (+2.8%)
Year-over-year

Industry Growth

Portland Metro - December
Year-over-year growth (percentage)

Construction	+5,700 (+9.1%)
Healthcare & Social Assistance	+6,000 (+4.3%)
Transportation & Warehousing	+1,600 (+4.1%)
Manufacturing	+4,300 (+3.5%)
Professional & Business Services	+4,800 (+2.7%)
Leisure & Hospitality	+3,100 (+2.6%)
Information	+100 (+0.4%)
Financial Activities	+100 (+0.1%)

Employment Growth - Portland Metro - Year over Year 1991 to 2017 - December



The Portland region created 33,100 jobs in 2017. This is the eighth year in a row of job growth in Portland, for a total of 215 thousand new jobs.

Want to join the distribution list?
Have questions? E-mail me!

Christian Kaylor
Christian.R.Kaylor@oregon.gov